





SENSITIV Imago

Presenter :



2010

Why we are specializing in Bioresonance ?



- knowledge in both European and Eastern schools of medicine
- knowledge in Medical Technology and medical Management
- extensive background in Pharmacology

Reason
1

Reason
2

Reason
3

What is Bioresonance and NLS ?

Bioresonance therapy and diagnostics - is a trend in modern medicine that is based on the scientific fact that each living organism and tissue exists in a specific frequency spectrum. Which opens a possibility to diagnose and treat each organ in our body by identifying it's frequency and sending of electromagnetic impulses to it.

Non-Linear Systems Analysis or NLS is a diagnostic method that combines the latest advancements in modern physics, mathematics, information technologies and medicine that allows to identify even the smallest fluctuations of electromagnetic fields in biological structures of a living organism.



1



2



3



4



So, we can speak of each cell, membrane, tissue or organ having their own "bar code" that identical for a specific tissue in every one of us.

Brief History of Bioresonance and NLS

Stage 1 - Religio-theological experience that encouraged self-discovery and self-improvement movements (in particular: Buddhism, Daoism, Induism, Islam and Judaism)





Stage 2 - Introverted knowledge - Eastern and Western spiritual knowledges, the beginnings of Eastern Medicine (examination of former civilizations and their workings)

Stage 3 - Practical application




Stage 4– practical use

Brief Summary of the first 3 Stages



Aristotelus



Platon




Patanjali



Confucius



Lao Tzu,



Sri Ghose



Kant



Einstein



Schopenhauer



William
Crookes



Atkinson



Osho



Perikh



Cayce



Tesla



Blavatskaja



Capra



Monroe



Martin Perl

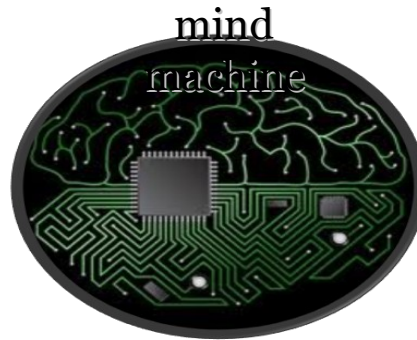


Muldasev

These people are far from being all of the contributors to the project. Each of these remarkable people presented just one school with hundreds and sometimes thousands of explorations carried out. But it's only one tenth of those who participated in the project at their time. The reason I included these particular figures in this presentation is because I personally have been studying them the most.



Brief Summary of Stage 4



Teodor Van Houen

In USSR, these projects received over \$450 Million Dollars by government and over 30 laboratories were funded in Moscow, Kiev, Leningrad, Omsk, Sverdlovsk, Chelyabinsk etc.

Mr. Tokugava – Tokio - Japan



Mr. Idzava - Nagasaki - Japan

1988 - U.S.Congress approves a 145 Million Dollar investment on a project to create a psychotropic weapon system (PAS).

Success Stories of similar devices

1. Device of **Ariel** - used in astronautics since 80's of last century
2. In the winter of 1991, a top-secret aircraft Lockheed F117A crashed - was found by the device of **Tenany**
3. Device of **Umbriel** - following the example of the bioresonance device BMF U.S. for submarines

Later this device came out of military possession.

4. **Boeing uses an NLS** system in assembling of its aircraft. This system uses intelligence algorithms to predict future risks and likelihood of breakages in parts. Georgia Hobbit, president of Boeing Technology Service, underscored that they see great perspectives for further use of "intelligent machines".
5. In Austria, Rudolf Kapelner (Professor of the Vienna University), with the help of AGM-Medium 12/60 "intelligent machine", was able to prevent a major accident at an atomic station in Norway.
6. Lately, the principles of "intelligent machines" have been used for production of psychotropic and torsion weapons.

But, the purpose of our company is using modern bioresonance and NLS advancements for medical breakthroughs.

Information on the Use of intelligent Machines

Patent USA ,549,805 – 15.4.2003

Represents: ClinicTech Inc. (Ostin, Texas)

Offer.: 971396 , Registration: 5 .10. 2001 r.

Active Class USA: 600/545; 600/544 , International Class: A61B 005/04 , Area of resarch : 600/545,544

Materials used for experiments

June, 4031883 1977 Ferchmy.

April, 4195626th, 1980 Schweitzer.

September, 4690142, 1987 Ross.

August, 4951674, 1990 Zanakis.

April, 5108361, 1992 Hejn.

November, 5365939, 1994 Oks.

February, 5392788th, 1995 Hadspet.

October, 5458142th, 1995 Farmer.

May, 5746205, 1998 Virsu, etc. 600/544.

May, 5755230, 1998 Schmidt, etc. 600/544.

June, 5769878th, 1998 Cameos.

November, 5983129th, 1999 the Koan.

August, 6097981th, 2000 Frir.

May, 6224549, 2001 Drongelen 600/300.

May, 6236884th, 2001 Hunter, etc. 600/544.

September, 6292688th, 2001 Patton 600/544.

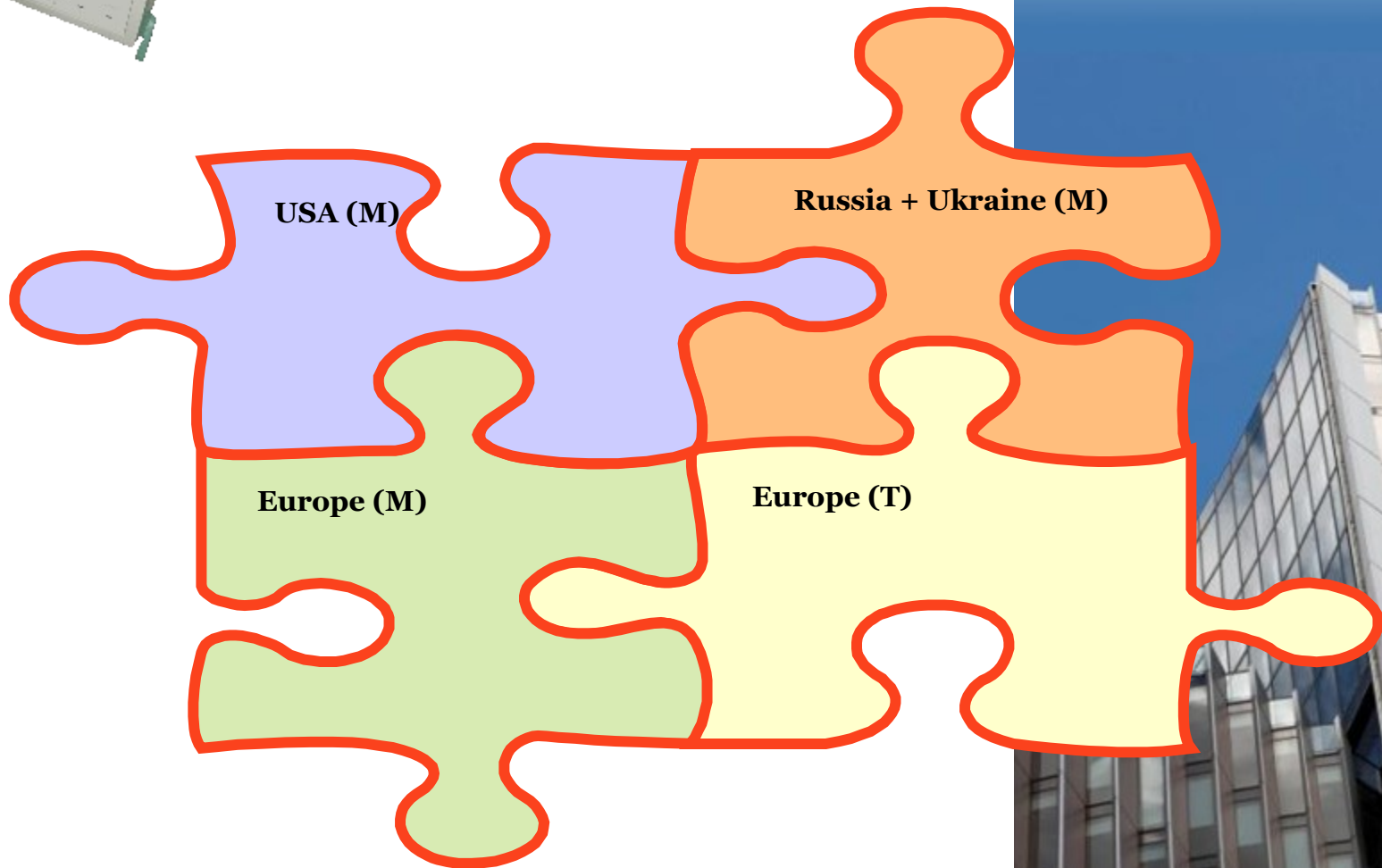
The senior expert: Hindenburg Max Φ.

The assistant to the expert: Natnihadha Navin

The attorney, the Agent or Firm: Leschinsky Boris




Sensitiv-Imago - Production and Technology Depatments





Sensitiv Imago - Production and Technology Departments EUROPE

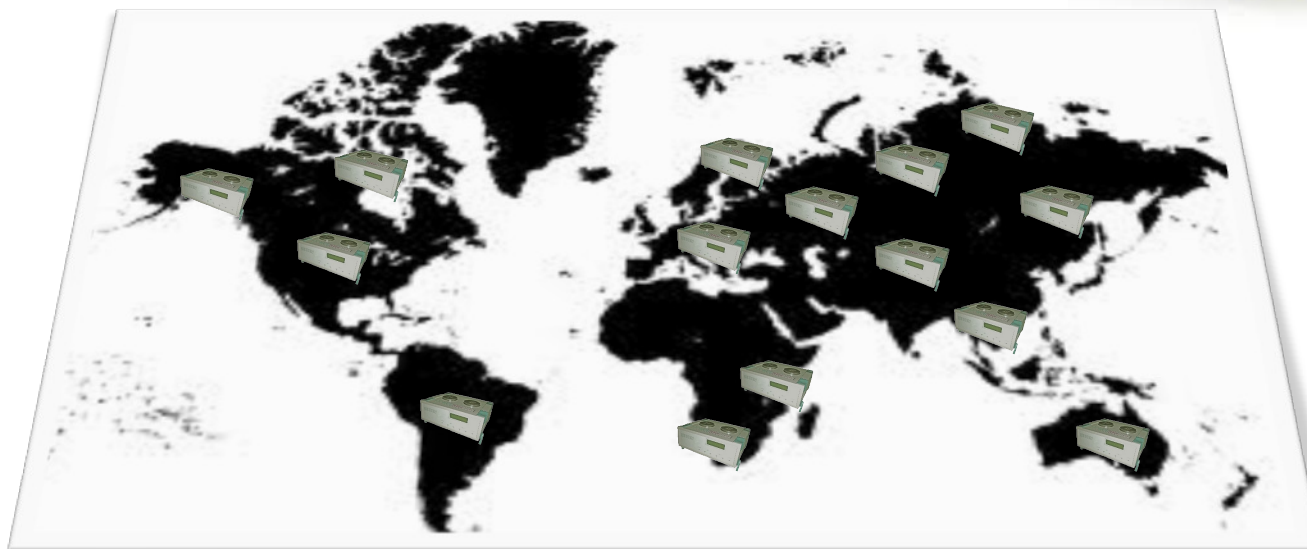


WE !





Sensitiv Imago - Sales and Service Departments




We currently have over 30 sales representatives all over the world.
Our sales departments not only promote the bioresonance method and Sensitiv Imago but also help us improve our technology by gathering new data from the wide network of Sensitiv Imago users.

Introducing the Bioresonance Complex of new generation - Sensitiv Imago



Sensitiv Imago 60



Sensitiv Imago 500



Sensitiv Imago 100



Introducing the Bioresonance Complex of new generation – Sensitiv Imago

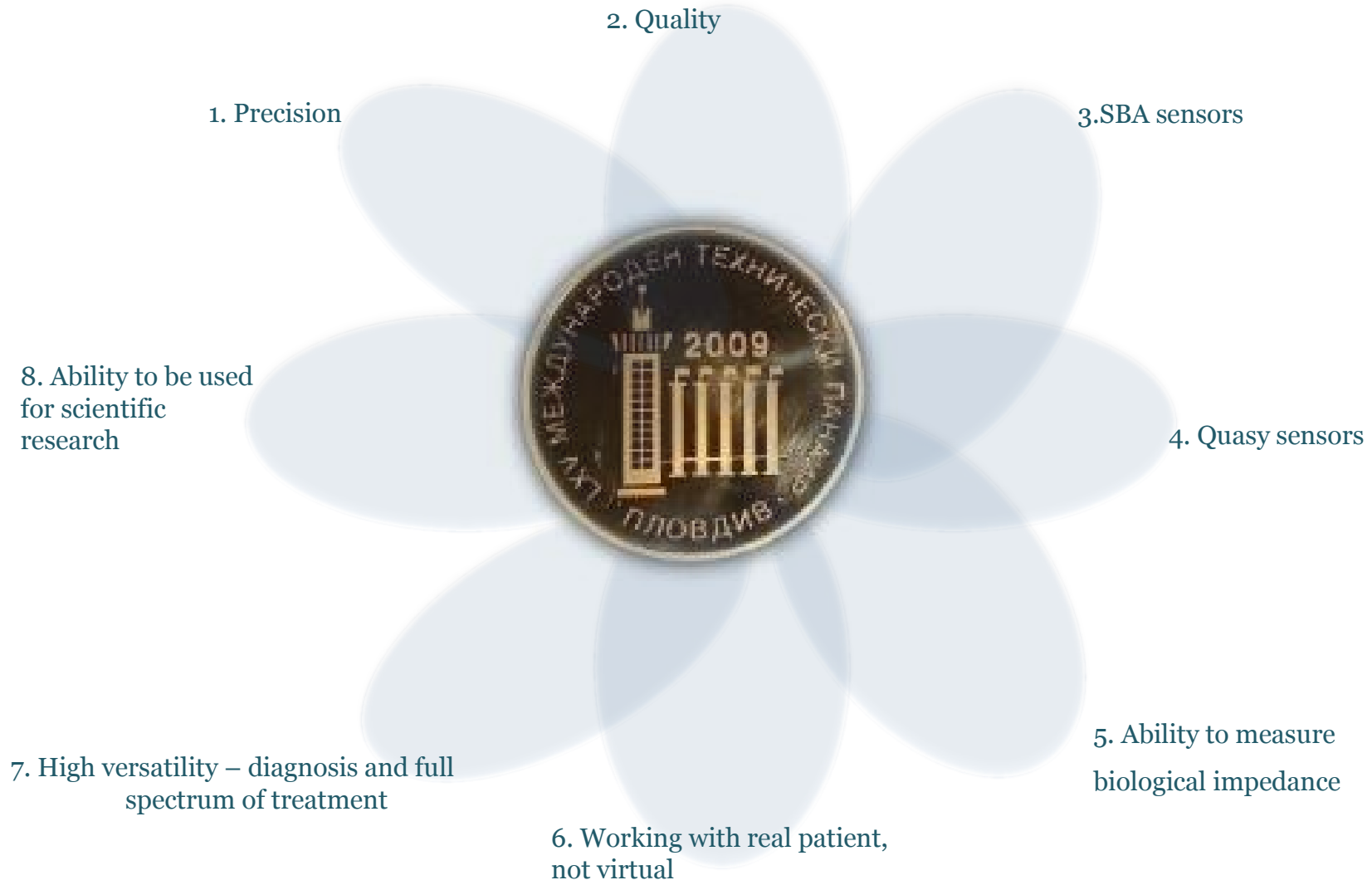


Introducing the Bioresonance Complex of new generation - Sensitiv Imago



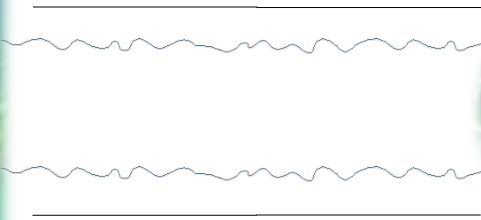
ies		TECHNICAL DIVISION 1, The Green House, Northfield, Ipswich, IP11 4L, UK Tel: +44 (0)1473 506 000, Fax: +44 (0)1473 506 000 www.ies.co.uk	CE
EMC TEST REPORT			
IES is pleased to provide the Test report for the CE Testing of a Sensitiv Imago. This report confirms that the equipment meets the requirements for CE Testing as per the standards indicated on the certificate and on the date of the tests. Any correspondence regarding these tests and certificate should include the IES reference.			
Item tested:	SENSITIV Imago		
Test model no:	Model no. 100, 100		
Description:	The IFT is a device designed to amplify images of virtual systems based on measuring body's own electromagnetic waves as an aid to patient diagnosis.		
Date of testing:	11 December 2008	Report no:	1123
Test site:	IES test lab.		
Client:	Alfa Med		
Address:	Alpha Technology 41 A Greyhound Gardens, Groveport, Dorset, Lambour, BH12 2JH - sensitiv@iesmail.com		
Test Summary			
EN60601-1-2: 2001		PASS	
List of Reference Standards			
EN60601-1-2: 2001 Medical Electrical Equipment - Electromagnetic Compatibility EN60601-1-2: 2001 Medical electrical and medical (EMF) radio frequency equipment - Electromagnetic disturbance (immunity) - Limits and methods of measurement EN60601-1-2: 2004 Part 1: Immunity EN60601-1-2: 2004 Part 2: Immunity EN60601-1-2: 2004 Part 3: Immunity EN60601-1-2: 2004 Part 4: Immunity EN60601-1-2: 2004 Part 5: Immunity EN60601-1-2: 2004 Part 6: Immunity EN60601-1-2: 2004 Part 7: Immunity EN60601-1-2: 2004 Part 8: Immunity EN60601-1-2: 2004 Part 9: Immunity EN60601-1-2: 2004 Part 10: Immunity EN60601-1-2: 2004 Part 11: Immunity EN60601-1-2: 2004 Part 12: Immunity EN60601-1-2: 2004 Part 13: Immunity EN60601-1-2: 2004 Part 14: Immunity EN60601-1-2: 2004 Part 15: Immunity EN60601-1-2: 2004 Part 16: Immunity EN60601-1-2: 2004 Part 17: Immunity EN60601-1-2: 2004 Part 18: Immunity EN60601-1-2: 2004 Part 19: Immunity EN60601-1-2: 2004 Part 20: Immunity EN60601-1-2: 2004 Part 21: Immunity EN60601-1-2: 2004 Part 22: Immunity EN60601-1-2: 2004 Part 23: Immunity EN60601-1-2: 2004 Part 24: Immunity EN60601-1-2: 2004 Part 25: Immunity EN60601-1-2: 2004 Part 26: Immunity EN60601-1-2: 2004 Part 27: Immunity EN60601-1-2: 2004 Part 28: Immunity EN60601-1-2: 2004 Part 29: Immunity EN60601-1-2: 2004 Part 30: Immunity EN60601-1-2: 2004 Part 31: Immunity EN60601-1-2: 2004 Part 32: Immunity EN60601-1-2: 2004 Part 33: Immunity EN60601-1-2: 2004 Part 34: Immunity EN60601-1-2: 2004 Part 35: Immunity EN60601-1-2: 2004 Part 36: Immunity EN60601-1-2: 2004 Part 37: Immunity EN60601-1-2: 2004 Part 38: Immunity EN60601-1-2: 2004 Part 39: Immunity EN60601-1-2: 2004 Part 40: Immunity EN60601-1-2: 2004 Part 41: Immunity EN60601-1-2: 2004 Part 42: Immunity EN60601-1-2: 2004 Part 43: Immunity EN60601-1-2: 2004 Part 44: Immunity EN60601-1-2: 2004 Part 45: Immunity EN60601-1-2: 2004 Part 46: Immunity EN60601-1-2: 2004 Part 47: Immunity EN60601-1-2: 2004 Part 48: Immunity EN60601-1-2: 2004 Part 49: Immunity EN60601-1-2: 2004 Part 50: Immunity EN60601-1-2: 2004 Part 51: Immunity EN60601-1-2: 2004 Part 52: Immunity EN60601-1-2: 2004 Part 53: Immunity EN60601-1-2: 2004 Part 54: Immunity EN60601-1-2: 2004 Part 55: Immunity EN60601-1-2: 2004 Part 56: Immunity EN60601-1-2: 2004 Part 57: Immunity EN60601-1-2: 2004 Part 58: Immunity EN60601-1-2: 2004 Part 59: Immunity EN60601-1-2: 2004 Part 60: Immunity EN60601-1-2: 2004 Part 61: Immunity EN60601-1-2: 2004 Part 62: Immunity EN60601-1-2: 2004 Part 63: Immunity EN60601-1-2: 2004 Part 64: Immunity EN60601-1-2: 2004 Part 65: Immunity EN60601-1-2: 2004 Part 66: Immunity EN60601-1-2: 2004 Part 67: Immunity EN60601-1-2: 2004 Part 68: Immunity EN60601-1-2: 2004 Part 69: Immunity EN60601-1-2: 2004 Part 70: Immunity EN60601-1-2: 2004 Part 71: Immunity EN60601-1-2: 2004 Part 72: Immunity EN60601-1-2: 2004 Part 73: Immunity EN60601-1-2: 2004 Part 74: Immunity EN60601-1-2: 2004 Part 75: Immunity EN60601-1-2: 2004 Part 76: Immunity EN60601-1-2: 2004 Part 77: Immunity EN60601-1-2: 2004 Part 78: Immunity EN60601-1-2: 2004 Part 79: Immunity EN60601-1-2: 2004 Part 80: Immunity EN60601-1-2: 2004 Part 81: Immunity EN60601-1-2: 2004 Part 82: Immunity EN60601-1-2: 2004 Part 83: Immunity EN60601-1-2: 2004 Part 84: Immunity EN60601-1-2: 2004 Part 85: Immunity EN60601-1-2: 2004 Part 86: Immunity EN60601-1-2: 2004 Part 87: Immunity EN60601-1-2: 2004 Part 88: Immunity EN60601-1-2: 2004 Part 89: Immunity EN60601-1-2: 2004 Part 90: Immunity EN60601-1-2: 2004 Part 91: Immunity EN60601-1-2: 2004 Part 92: Immunity EN60601-1-2: 2004 Part 93: Immunity EN60601-1-2: 2004 Part 94: Immunity EN60601-1-2: 2004 Part 95: Immunity EN60601-1-2: 2004 Part 96: Immunity EN60601-1-2: 2004 Part 97: Immunity EN60601-1-2: 2004 Part 98: Immunity EN60601-1-2: 2004 Part 99: Immunity EN60601-1-2: 2004 Part 100: Immunity			
Tester:	J.L. Parker	Signature:	
Conditions of issue:			
The results contained within this report relate only to the particular unit tested and to the conditions of use stated on the test report. The issuing of this report does not constitute any measure of approval, certification, recommendation or endorsement by IES Limited of any product. This report is intended to be used as evidence to support a self-declaration declaration.			

Why Sensitiv Imago was the only one to be awarded the Gold Medal?

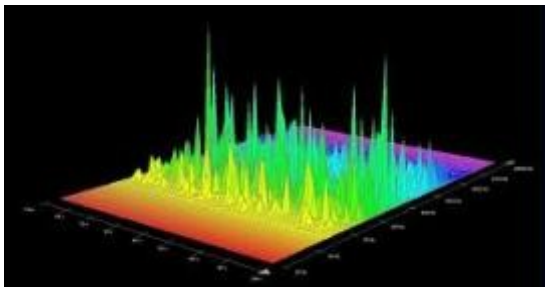


General principles of use of Sensitiv Imago.

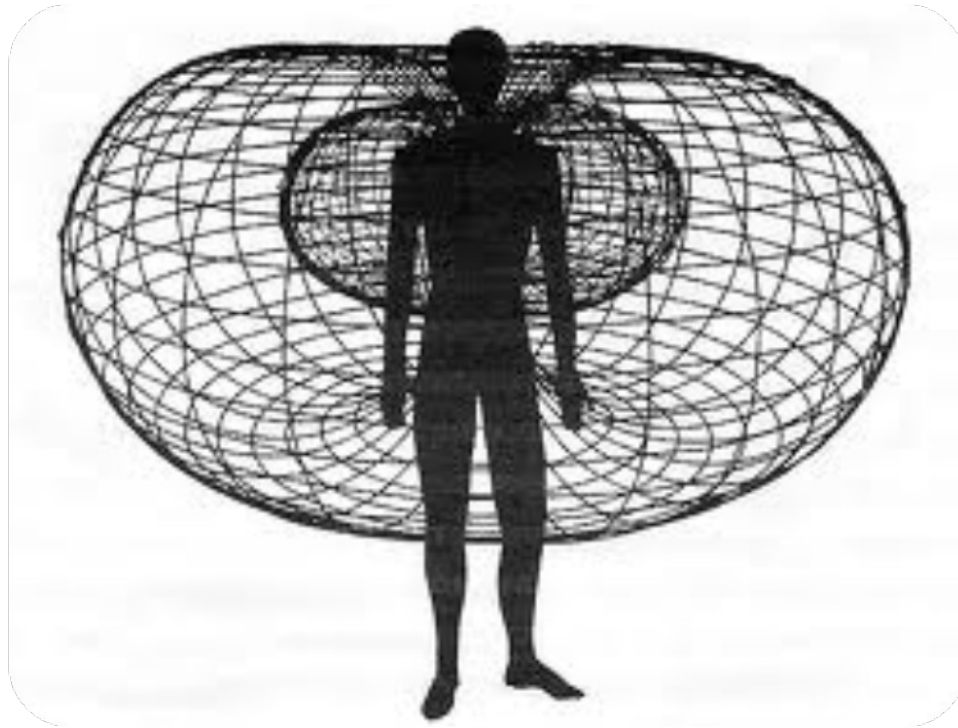
1
2
3
4
5
6
7




Sensitiv
Imago




Comprehensive approach to Organism!



Device of "Sensitive Imago"



Sensitiv



I – individual
M – monitoring
A – (of) anatomical
G - graphical
O - organs

Device of "Sensitiv Imago"



→ SBA / 60

8000

light soft

80%

Sensitiv Imago 60



→ SBA / 100

10000

full soft

90%

Sensitiv Imago 100




→ SBA / 500

12000

full soft

96%

Sensitiv Imago 500





Sensitiv
Imago




Sensitiv Imago: Scope of use :

- Doctors - for private practice
- Medical centers - as a main or additional screening system for diagnostics and disease forecasts
- Drugstores - for dosage prescription and prevention of possible complications and drug side effects. In cosmetic centers and beauty salons - to exclude risks and calculate effectiveness of cosmetic methods

Nutritional supplements companies/distributors - to make right choices of supplements for clients and motivate clients to deal with them.

- In cosmetic centers and beauty salons - to exclude risks and calculate effectiveness of cosmetic methods
- NEW: setting up a turn-key, recession-proof medical business. We'll help you organize your own medical center and provide professional advice on how to monetize your new business.

Assembling of Sensitiv Imago



Sensitiv Imago provides:



**Sensitiv
Imago**

Diagnosis

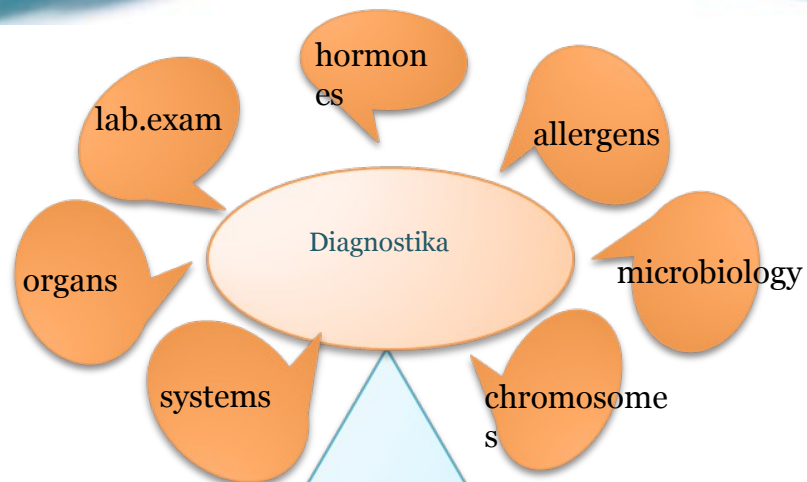


Therapy

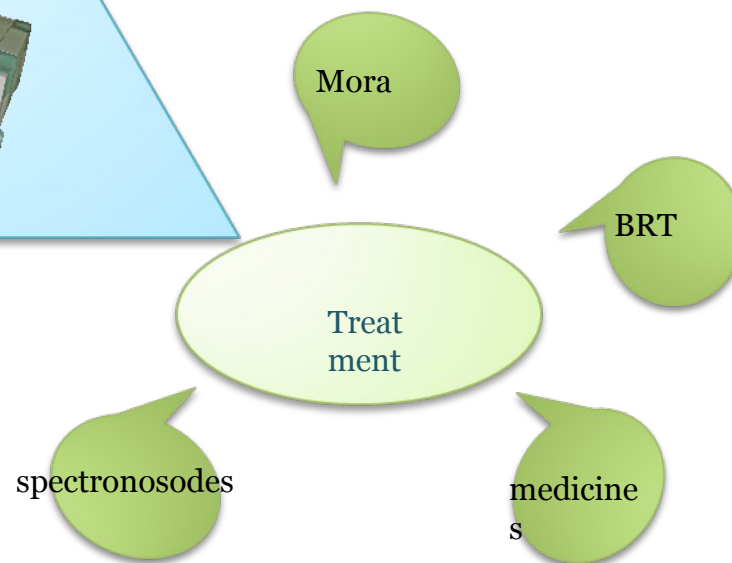
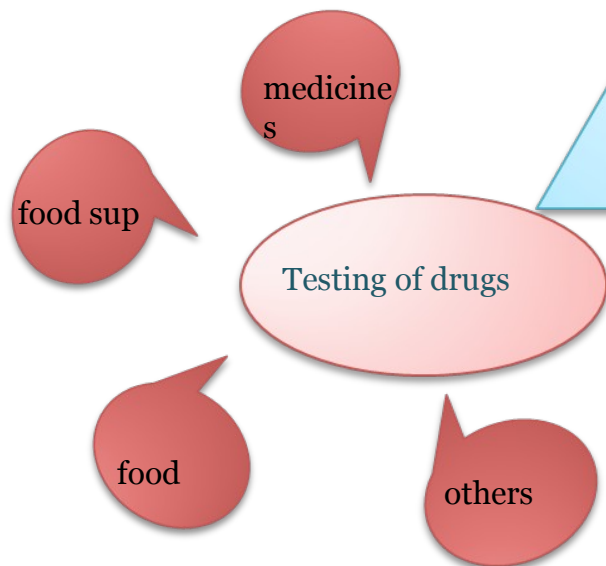


Testing





Přístroj „Sensitiv Imago“ umí :



NLS diagnostics enables you to:



- - obtain an accurate evaluation of the functional state of the organism through topical analysis
- - check the effectiveness and potential risks of implementing various therapy methods, inclusive of the organism's adaptive abilities
- - analyze the dynamics of changes in the functional state of the body during therapy
- - identify the very beginning of functional disturbance
- - assess the nature of pathology while taking advantage of expert systems



Diagnostics specifications and Benefits of bioresonance!

The device of Sensitiv Imago is designed to register changes in the organs and histological structures of the body and allows to:

- receive an accurate scan of the current functional state of the organism
- evaluate the adaptive abilities of the organism
- prescribe the most effective treatment
- analyze the dynamics of the functional state of the body during the treatment
- identify the character of pathologies by using the expert system
- fulfill dynamic control over the state of homeostasis
- predict future developments of a disease

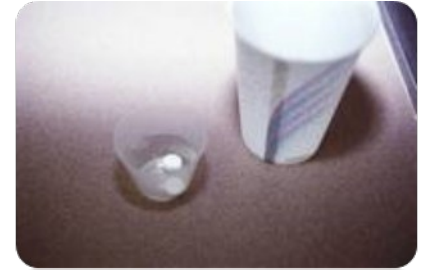
Also:

1. Comprehensive view of the organism
2. Forecasting the dynamics of disease
3. Identifying the hidden disturbances
4. Identifying the future risks for a specific patient
5. Identifying the negative effects in the organs at the stage of risk
6. Identifying the causes and consequences for diseases
7. Prescribing a right treatment
8. Mora Therapy and BRT
9. Treatment and testing



Treatment and testing

Spectronosodes



Sensitiv Imago contains a special bioresonance camera that is able to transmit therapeutic information to substances such as water, alcohol and sugar. As a result, the device can prepare therapeutic products - spectronosodes - targeted to treating the disease of a specific patient.

Spectronosodes successfully replace a large number of medical products, from preventive vaccination(inverted spectronosodes) to antibiotics(direct spectronosodes)

Direct spektronosode

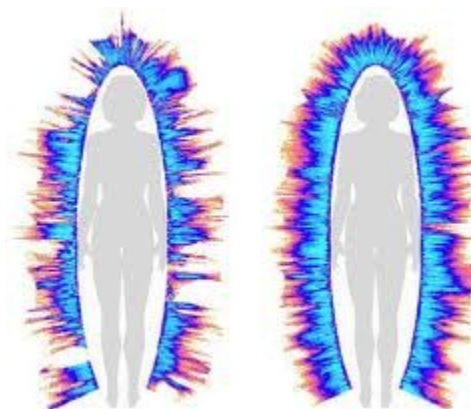


Inverted spektronosode



Mora Therapy and BRT

Mora therapy is egergo-informational influence on the cells, tissues and organs that allows for correcting their state to that of ideal health. Sensitiv Imago's database has all egergo-informational records of healthy organism.



Mora and BRT therapy is a special method of treatment through using patient's own electro-magnetic waves.

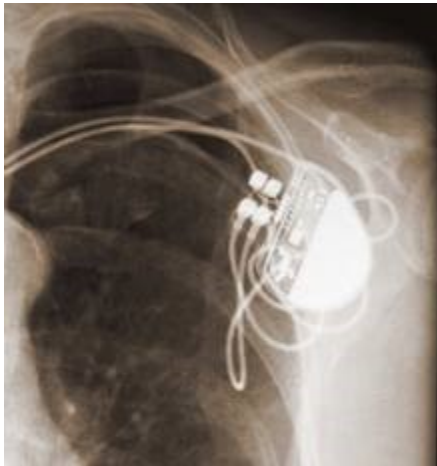
This method has three principles at its core.

- making use of people's own electro-magnetic waves
- dividing of patient's waves into physiological(healthy) and pathological(ill)
- inversion and dissolving of pathological waves and re-generation of physiological ones


Mora therapy can be combined with taking medicines and other ways of treatment. It can considerably shorten the period of taking drugs and sometimes allows for getting to a healthy state without them.

Contraindications

1. Pacemaker

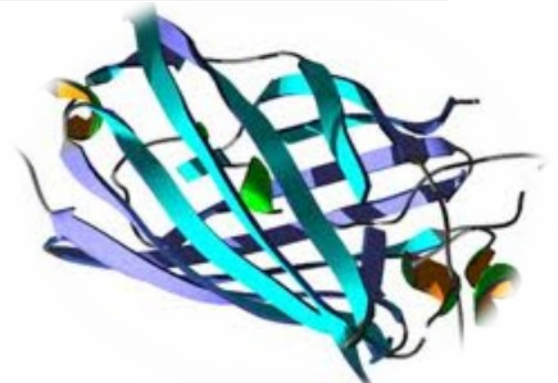


2. Epilepsy





Comparison NLS -method with other traditional methods of inspection .

Metoda	what are investigating	radiation	side effects	Overall assessment method
NLS	+++++	+++++	+++++	excellent
MR	++---	++---	++---	satisfactory
CT	++++-	++---	++---	Not bed
Ultrazvuk	++++-	+++++	++++-	Good
"+" - sign of positive characteristics				
"-" - sign of negative characteristics				




Our Projects



European Medicines Agency





Thank You

